

Shared Reading with AAC



By: Douglas County School District AT-SWAAAC Team

Directions:

1. Choose a book your child/student is interested in
2. Grab your navigational pathways sheet
3. Review the vocabulary/phrases and practice a few on the device




4. Start reading to your student and modeling using pathways as you go 😊

You never have to model/read all the pathways listed - they are just a guideline. Pick what feels right and follow their interest!


Pathways Options:

WordPower 60 Basic


1. The Way I Feel




2. I Ain't Gonna Paint No More!




3. The Snowy Day




4. Bear Snores On



5. Swim! Swim!







6. My Friend Is Sad



Pathways Options:

WordPower 42 Basic


1. Swim! Swim!
2. Five Little Monkeys
3. I Know an Old Lady Who Swallowed a Pie
4. There Was a Cold Lady Who Swallowed Some Snow!
5. Splish, Splash, Splat!
6. Bear Stays Up for Christmas



Pathways Options:

WordPower 20 Simply

1. Where's Spot?




2. Swim! Swim!



Pathways Options:


LAMP Words For Life

1. Bear Stays Up for Christmas



2. Swim! Swim!

3. Dinosaur Roar!



4. Where's Spot?

5. No One Saw

